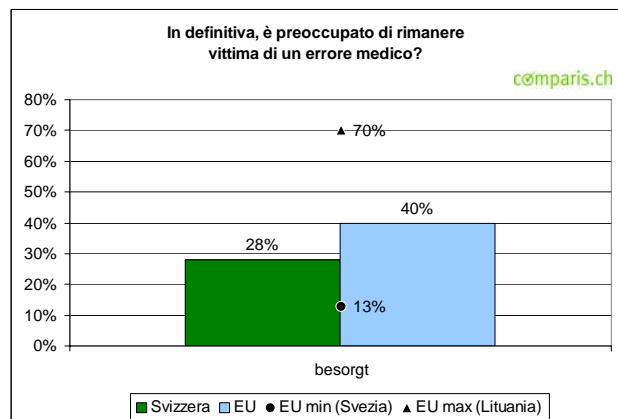
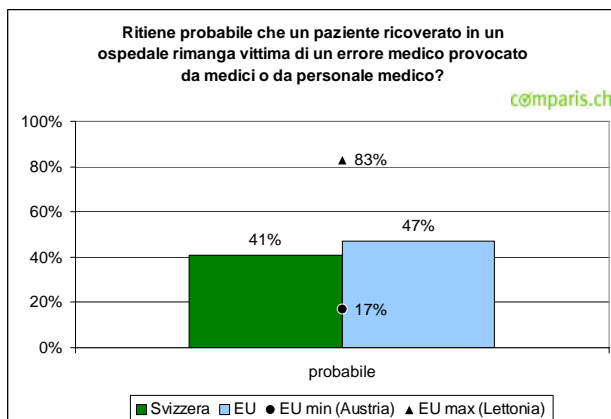
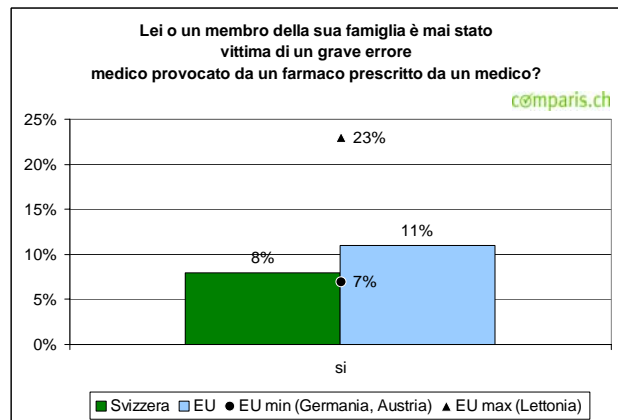
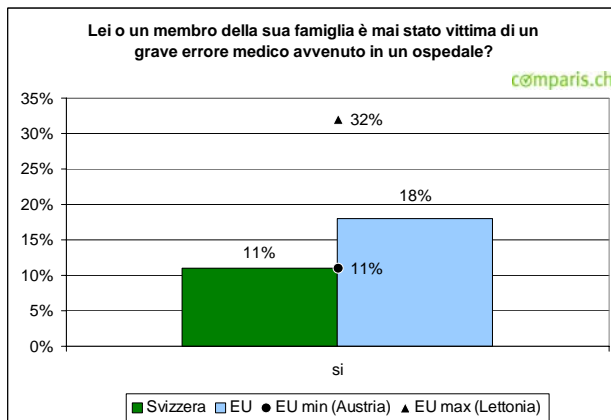
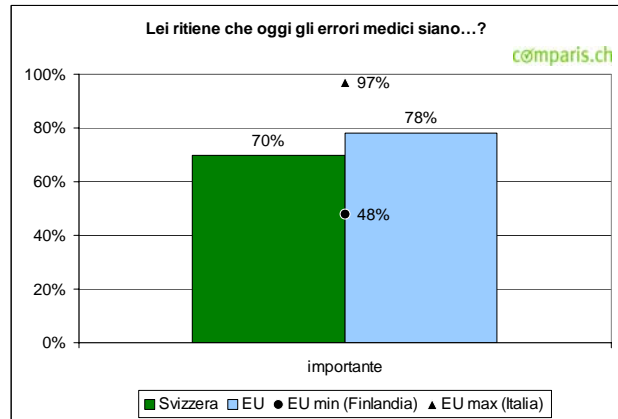
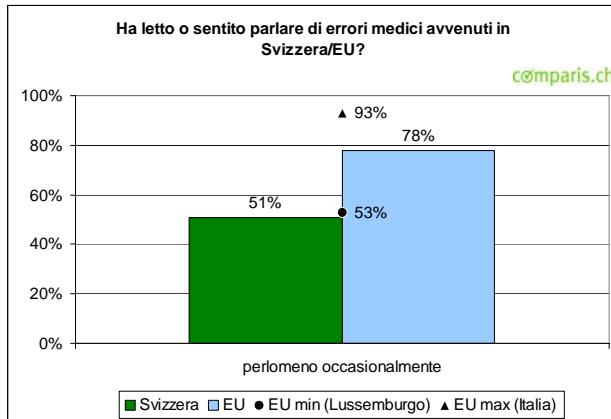


comparis.ch: confronto tra Svizzera e UE

## Meno errori medici in Svizzera rispetto all'UE



## Errori medici in Svizzera e in UE, suddivisi per singolo Paese

	Notizie sugli errori medici	Opinione sull'importanza degli errori medici	Errore medico avvenuto in ospedale	Errore medico dovuto alla prescrizione di un farmaco	Opinione sulla probabilità che si verifichi un errore medico	Preoccupazione riguardo agli errori medici
	"perlomeno occasionalmente"	"importante"	"si"	"si"	"probabile"	"preoccupato"
Svizzera	51%	70%	11%	8%	41%	28%
EU-25	78%	78%	18%	11%	47%	40%
<b>Singoli stati UE</b>						
Belgio	82%	72%	18%	11%	44%	39%
Repubblica Ceca	67%	60%	19%	14%	33%	33%
Danimarca	83%	49%	29%	21%	41%	29%
Germania	64%	72%	12%	7%	38%	29%
Estonia	59%	59%	27%	18%	44%	29%
Grecia	90%	86%	13%	9%	75%	70%
Spagna	66%	61%	18%	8%	37%	35%
Francia	76%	75%	19%	11%	40%	39%
Irlanda	69%	73%	15%	10%	42%	31%
Italia	93%	97%	18%	15%	70%	64%
Cipro (sud)	89%	85%	22%	9%	70%	53%
Lettonia	80%	76%	32%	23%	83%	64%
Lituania	91%	90%	26%	16%	69%	70%
Lussemburgo	53%	75%	25%	13%	49%	47%
Ungheria	86%	78%	12%	9%	45%	37%
Malta	58%	82%	22%	18%	46%	43%
Olanda	92%	82%	17%	9%	34%	20%
Austria	60%	63%	11%	7%	17%	20%
Polonia	87%	91%	28%	16%	72%	51%
Portogallo	84%	77%	16%	10%	59%	50%
Slovenia	77%	81%	17%	11%	41%	39%
Slovacchia	66%	65%	15%	12%	51%	41%
Finlandia	64%	48%	22%	10%	35%	24%
Svezia	71%	75%	19%	13%	25%	13%
Gran Bretagna	85%	85%	18%	11%	42%	33%
<b>Nuovi stati UE e candidati</b>						
Bulgaria	74%	89%	20%	16%	80%	66%
Croazia	89%	89%	19%	10%	63%	41%
Romania	75%	78%	10%	9%	63%	58%
Turchia	76%	88%	14%	10%	68%	65%
Comunità turco-cipriota	71%	67%	20%	16%	51%	53%